

Scaled data based on original data using  
LM-79-08 Approved Method: Electrical and Photometric Measurements of Solid-  
State Lighting Products

Test Report Prepared for  
Cooper Lighting Solutions  
(formerly Eaton)

Brand: McGRAW-EDISON

Report Number: P191069

Luminaire Tested: **GLEON-AF-01-LED-E1-SL2-600**

Issue Date: 3/3/2020

**Test Information**

Test Method: LM-79-08  
Report Number: P191069  
TEST IS SCALED FROM IESNA LM-79-08 TEST DATA (P24286)  
Test Lab: INNOVATION CENTER P2  
Issue Date: 3/3/2020  
Manufacturer: COOPER LIGHTING SOLUTIONS (FORMERLY EATON)  
Product Line: MCGRAW-EDISON  
Catalog Number: GLEON-AF-01-LED-E1-SL2-600  
Description: GALLEON AREA AND ROADWAY LUMINAIRE  
(1) 70 CRI, 4000K, 615mA LIGHTSQUARE WITH 16 LEDS EACH AND TYPE II SPILL  
LIGHT ELIMINATOR OPTICS  
Light Source: -  
Ballast/Driver: ELECTRONIC DRIVER

**Summary**

Lumens per Lamp: N/A  
Luminaire Lumens: 4114.3 lumens  
Efficiency: N/A  
Efficacy: 121.0 lumens/watt  
Luminous Opening: Rectangular (W 0.5' x L: 0.5' x H: 0')  
IES Classification: Type II - Short - Semi-Cutoff  
BUG Rating: B1 - U0 - G1

Input Watts (W): 34  
Input Voltage (V): NR  
Input Current (Ain): NR  
Voltage Rise (V): NR  
Power Factor: NR  
Total Harmonic Distortion (THDi): NR  
Frequency (hertz): 60  
Stabilization Time: NR  
Operation Time: NR  
Ambient Temperature (°C): NR  
Test Distance: 25 FT

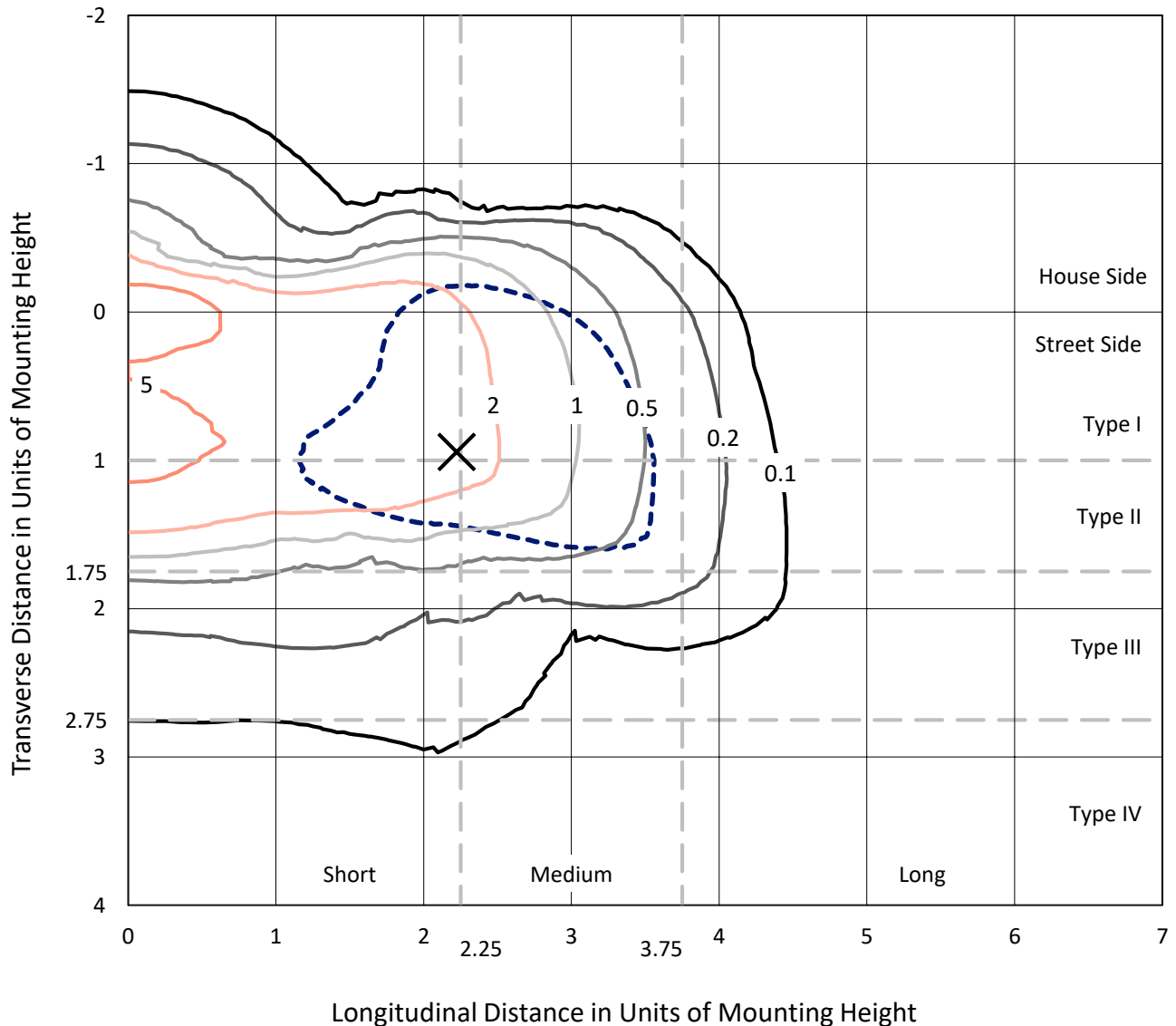


REPORT NUMBER: P191069

CATALOG NUMBER: GLEON-AF-01-LED-E1-SL2-600

### Iso-Footcandle Lines of Horizontal Illumination

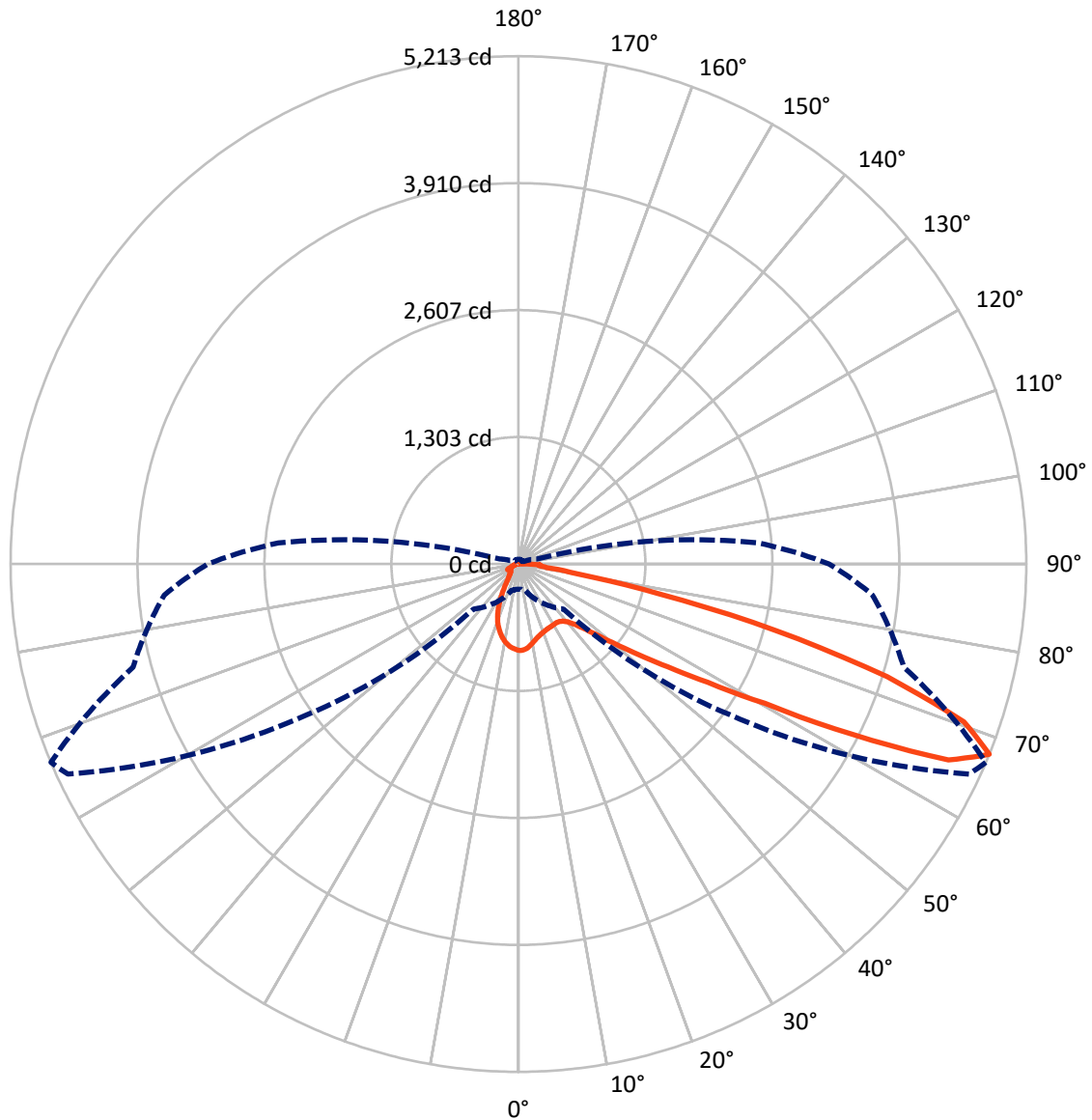
× Max cd  
 - - - 1/2 Max cd



Based on 10 foot mounting height. Maximum calculated value = 8.9 fc  
 Type II - Short - Semi-Cutoff

REPORT NUMBER: P191069  
CATALOG NUMBER: GLEON-AF-01-LED-E1-SL2-600

### Luminous Intensity Polar Plot



— Vertical Plane Through 67-Deg Lateral    - - - Horizontal Cone Through 67.5-Deg Vertical

REPORT NUMBER: P191069

CATALOG NUMBER: GLEON-AF-01-LED-E1-SL2-600

**FLUX DISTRIBUTION:**

		Downward	Upward	Total
<b>House Side</b>	Lumens	681.7	0.0	681.7
	% Fixture	16.6	0.0	16.6
<b>Street Side</b>	Lumens	3432.6	0.0	3432.6
	% Fixture	83.4	0.0	83.4
<b>Total</b>	Lumens	4114.3	0.0	4114.3
	% Fixture	100.0	0.0	100.0

**Coefficient of Utilization**

**ZONAL LUMENS:**

Zone	Lumens	% Fixture
0°-10°	75.7	1.8
10°-20°	175.2	4.3
20°-30°	237.5	5.8
30°-40°	337.6	8.2
40°-50°	564.8	13.7
50°-60°	893.5	21.7
60°-70°	1138.2	27.7
70°-80°	596.2	14.5
80°-90°	95.6	2.3
90°-100°	0.0	0.0
100°-110°	0.0	0.0
110°-120°	0.0	0.0
120°-130°	0.0	0.0
130°-140°	0.0	0.0
140°-150°	0.0	0.0
150°-160°	0.0	0.0
160°-170°	0.0	0.0
170°-180°	0.0	0.0
0°-90°	4114.3	100.0
0°-180°	4114.3	100.0



REPORT NUMBER: P191069

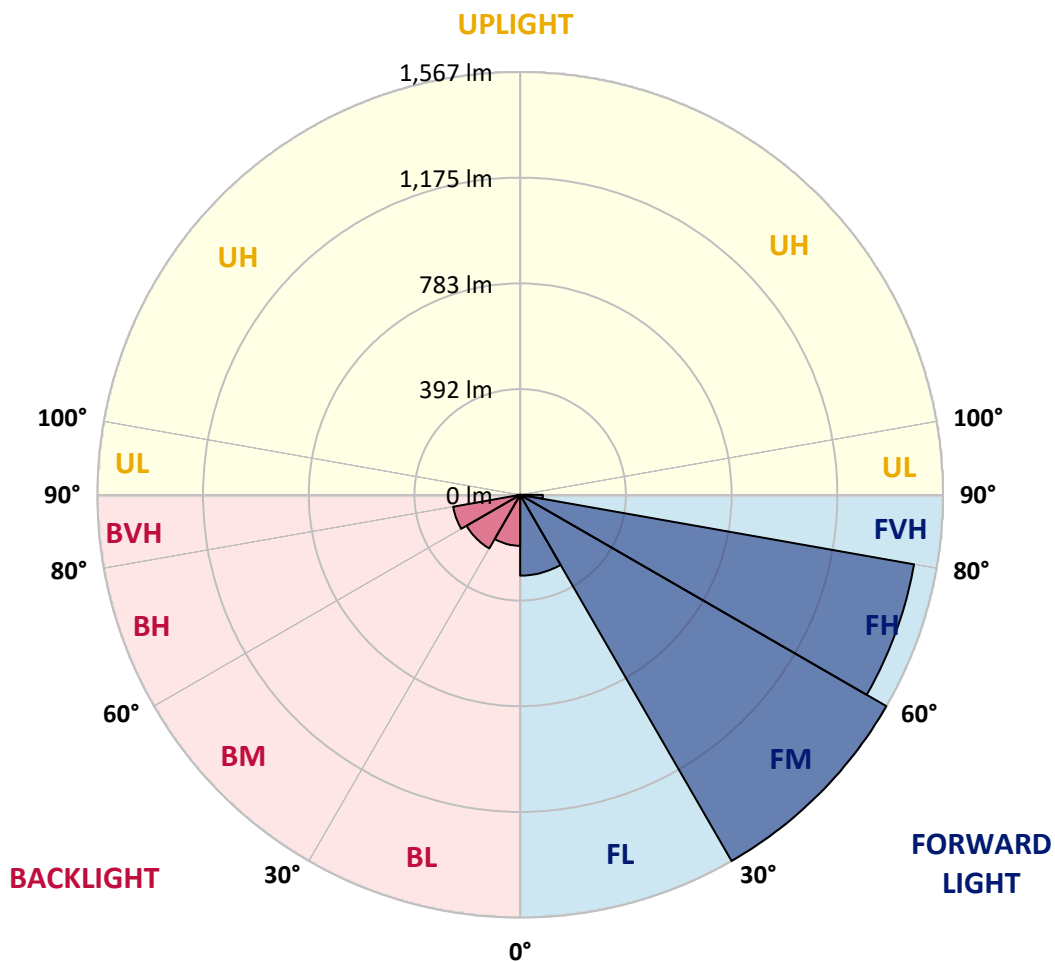
CATALOG NUMBER: GLEON-AF-01-LED-E1-SL2-600

**LUMINAIRE CLASSIFICATION SYSTEM LUMEN TABLE AND BUG RATING:**

Zone		Lumens	% Fixture	Zone Rating/Lumen Limit		
				B	U	G
FL	(0°-30°)	299.4	7.3			
FM	(30°-60°)	1566.8	38.1			
FH	(60°-80°)	1482.3	36.0			G1/1800
FVH	(80°-90°)	84.1	2.0			G1/100
BL	(0°-30°)	188.9	4.6	B1/500		
BM	(30°-60°)	229.1	5.6	B1/1000		
BH	(60°-80°)	252.1	6.1	B1/500		G1/500
BVH	(80°-90°)	11.5	0.3			G1/100
UL	(90°-100°)	0.0	0.0		U0/0	
UH	(100°-180°)	0.0	0.0		U0/0	

**BUG Rating: B1-U0-G1**

Type II Short





REPORT NUMBER: P191069

CATALOG NUMBER: GLEON-AF-01-LED-E1-SL2-600

**CANDELA DISTRIBUTION (FULL):**

	0°	5°	15°	25°	35°	45°	55°	65°	67°	75°	85°
0°	887.4	887.4	887.4	887.4	887.4	887.4	887.4	887.4	887.4	887.4	887.4
2.5°	850.9	852.3	856.8	859.7	872.5	877.9	881.8	885.7	886.2	888.0	886.2
5°	761.7	764.7	773.0	782.4	807.1	826.5	847.1	868.4	872.3	886.0	889.9
7.5°	692.4	691.6	698.6	709.7	735.1	762.1	798.0	840.4	848.7	879.7	894.8
10°	641.9	641.4	648.7	660.2	684.4	709.9	750.5	808.5	820.3	869.8	899.4
12.5°	604.7	604.8	612.1	624.9	649.5	675.2	716.4	777.6	792.7	858.3	904.3
15°	579.9	581.4	587.4	601.0	624.9	650.7	691.0	754.5	771.4	849.0	909.8
17.5°	571.5	574.2	576.2	586.2	606.6	632.4	672.0	737.5	755.3	842.8	914.6
20°	579.3	582.3	578.5	581.9	594.8	617.6	656.9	724.1	742.4	835.8	915.2
22.5°	612.3	615.2	603.8	593.8	593.0	606.8	644.6	713.6	732.4	830.4	915.4
25°	670.5	672.4	653.4	630.1	607.6	603.0	635.9	706.2	726.4	825.7	911.6
27.5°	741.9	743.4	721.5	687.4	642.1	612.1	632.8	702.1	722.9	821.7	905.1
30°	828.8	835.5	806.1	763.1	697.1	639.1	638.9	699.8	719.0	814.8	892.3
32.5°	917.7	920.6	900.2	856.6	771.2	686.6	655.9	701.4	718.0	806.5	876.1
35°	1007.8	1011.4	998.2	963.1	872.5	756.2	689.3	711.0	724.4	803.6	864.7
37.5°	1124.4	1129.3	1111.0	1070.4	995.6	850.5	744.6	734.9	743.6	811.8	861.2
40°	1308.9	1306.6	1253.2	1192.8	1130.3	971.2	823.8	775.5	780.5	837.9	871.9
42.5°	1523.5	1518.1	1426.1	1331.2	1278.4	1117.4	928.4	845.9	844.9	889.5	909.0
45°	1694.7	1690.3	1607.5	1490.4	1448.2	1283.7	1063.8	950.7	943.3	971.2	977.5
47.5°	1787.5	1787.7	1740.0	1644.4	1643.4	1495.1	1237.7	1102.5	1089.5	1102.7	1096.0
50°	1755.0	1759.3	1754.2	1723.8	1821.6	1772.3	1464.7	1314.1	1288.0	1301.0	1275.2
52.5°	1598.0	1603.5	1633.4	1680.1	1896.4	2107.3	1798.2	1577.1	1546.6	1542.0	1513.4
55°	1319.6	1326.3	1387.5	1514.4	1834.2	2332.2	2324.6	1912.2	1863.7	1819.7	1807.6
57.5°	909.6	920.8	1019.4	1207.6	1632.6	2400.3	2951.2	2390.0	2291.4	2137.7	2140.5
60°	512.7	525.7	641.9	812.9	1226.1	2326.4	3428.0	3113.8	2905.6	2510.0	2531.1
62.5°	326.0	340.0	428.3	564.9	735.7	1928.7	3623.4	4119.9	3855.5	2968.9	2989.6
65°	263.9	270.1	311.6	466.3	534.2	1162.0	3475.2	4948.7	4850.1	3551.4	3454.8
67.5°	257.7	259.7	281.2	391.4	512.3	653.2	2771.9	5103.7	5213.1	4095.4	3648.6
70°	254.6	261.8	316.9	373.5	490.6	550.9	1665.8	4678.9	4851.5	4237.6	3390.7
72.5°	123.6	123.2	159.5	337.8	552.7	571.3	855.8	3785.7	3959.0	3671.3	2786.3
75°	99.6	91.1	87.1	123.8	531.4	590.0	545.3	2604.9	2730.4	2461.5	1712.8
77.5°	94.5	84.4	77.3	77.5	224.6	625.7	462.0	1441.7	1478.3	1111.8	469.3
80°	78.4	68.9	63.9	72.0	108.7	595.9	499.5	652.5	598.7	273.1	156.2
82.5°	54.4	49.5	48.1	60.5	87.1	424.6	580.8	350.6	294.0	136.8	96.4
85°	34.7	29.7	32.8	44.0	67.7	196.0	598.3	273.3	217.3	86.8	54.4
87.5°	16.1	13.0	16.3	24.3	44.2	67.5	569.3	307.0	223.8	45.8	34.3
90°	0.0	0.0	0.0	0.0	0.0	0.0	0.0	0.0	0.0	0.0	0.0



REPORT NUMBER: P191069

CATALOG NUMBER: GLEON-AF-01-LED-E1-SL2-600

**CANDELA DISTRIBUTION (continued):**

	90°	95°	105°	115°	125°	135°	145°	155°	165°	175°	180°
0°	887.4	887.4	887.4	887.4	887.4	887.4	887.4	887.4	887.4	887.4	887.4
2.5°	887.8	884.0	881.0	875.2	869.0	862.9	857.4	850.5	848.5	846.7	849.5
5°	890.7	886.8	875.6	858.3	838.9	820.9	802.8	787.5	777.9	772.6	775.7
7.5°	895.0	889.5	866.3	834.3	799.6	767.9	735.3	709.1	689.9	680.7	683.3
10°	898.8	888.2	850.5	802.4	751.7	704.6	653.2	610.5	578.9	562.2	566.3
12.5°	900.4	883.6	828.4	762.7	693.0	624.1	548.2	484.5	439.1	422.4	419.0
15°	902.0	878.3	804.0	717.4	622.3	524.7	418.4	342.1	304.3	296.0	294.2
17.5°	902.4	869.2	776.4	668.3	539.3	406.4	286.1	237.6	237.8	251.1	252.8
20°	898.2	855.6	743.0	607.2	439.9	281.0	196.4	188.1	218.7	252.2	256.2
22.5°	888.4	837.5	705.0	536.0	326.0	185.1	152.0	161.1	200.7	241.6	246.3
25°	876.1	815.6	660.2	453.5	215.8	132.3	127.5	138.6	165.3	192.7	195.4
27.5°	859.3	789.6	609.9	359.0	140.2	108.9	112.2	119.7	130.6	142.8	144.0
30°	837.5	758.6	556.1	261.8	105.9	98.0	102.7	106.7	111.4	118.3	118.9
32.5°	812.5	728.8	500.9	180.8	93.9	92.3	96.0	98.0	101.7	105.9	106.3
35°	791.7	700.4	443.8	127.9	88.9	88.1	90.5	91.3	94.7	99.4	99.8
37.5°	779.7	677.3	384.7	103.1	85.4	84.2	85.6	85.6	90.5	97.4	98.4
40°	780.5	664.5	325.6	93.1	82.6	80.9	81.1	81.1	87.5	94.9	95.5
42.5°	802.6	667.7	273.3	89.3	80.3	78.6	77.5	78.2	83.4	88.3	88.7
45°	854.6	690.6	224.2	86.8	78.2	77.5	75.3	75.1	77.1	79.4	79.4
47.5°	939.8	735.9	190.9	85.2	76.3	76.1	73.4	70.8	70.6	71.4	71.4
50°	1078.4	813.8	168.6	83.4	75.1	73.4	70.4	66.4	65.0	65.6	65.6
52.5°	1286.2	952.8	160.1	80.9	72.4	69.8	66.4	62.3	61.1	61.3	61.3
55°	1558.6	1166.3	158.9	78.2	69.6	65.4	62.5	59.4	58.0	58.4	58.4
57.5°	1891.5	1461.4	180.6	73.7	65.8	60.9	59.2	57.2	56.2	56.8	56.6
60°	2296.3	1847.8	267.8	68.9	61.9	56.8	56.8	55.1	54.4	54.9	54.8
62.5°	2762.6	2291.4	376.5	65.6	57.8	53.6	54.4	53.6	52.8	53.2	53.0
65°	3176.1	2580.6	352.6	62.9	53.8	50.5	52.0	51.6	50.9	51.4	51.1
67.5°	3188.0	2473.5	198.0	60.0	49.9	47.5	49.5	49.3	48.9	49.3	49.1
70°	2845.1	2088.6	111.6	54.8	45.8	43.8	46.6	46.4	46.0	46.9	46.6
72.5°	2279.4	1515.6	81.5	48.3	41.8	40.0	43.2	43.0	43.0	44.2	43.6
75°	1311.7	779.9	65.2	41.4	37.5	36.1	39.0	39.2	39.6	41.2	40.0
77.5°	373.9	243.1	53.2	35.1	32.2	31.6	34.5	34.9	35.1	36.9	35.3
80°	139.0	112.0	43.8	29.5	26.4	26.6	29.3	29.9	30.1	31.8	29.9
82.5°	88.7	73.9	35.5	22.7	20.7	20.5	23.7	24.6	24.6	24.8	23.5
85°	51.8	44.2	26.8	16.5	14.6	14.0	17.7	19.0	18.4	18.1	17.3
87.5°	34.7	30.5	16.5	9.1	7.9	7.5	10.3	11.4	10.9	10.3	9.7
90°	0.0	0.0	0.0	0.0	0.0	0.0	0.0	0.0	0.0	0.0	0.0

(END OF REPORT)